400, 700, 1000, 1300, 1600mm

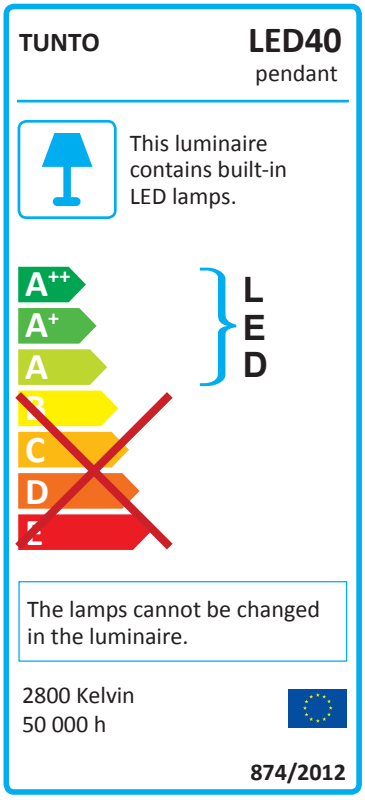

Led 40

TUNTO DESIGN
Tekijänkatu 8, FI-04440 Järvenpää, Finland
Tel. +358 10 421 3000
mail@tunto.com

PENDANT CABLE ASSEMBLY

Easy, adjustable ceiling installation.
The plastic-covered wire is 1,5 mm thick with a maximum length of 5 m.

KABELINSTALLATION FÜR PENDELLEUCHTEN

Leichtes Anbringen an der Decke. Das ummantelte Kabel ist 1,5 mm dick und hat eine maximale Länge von 5 Metern.

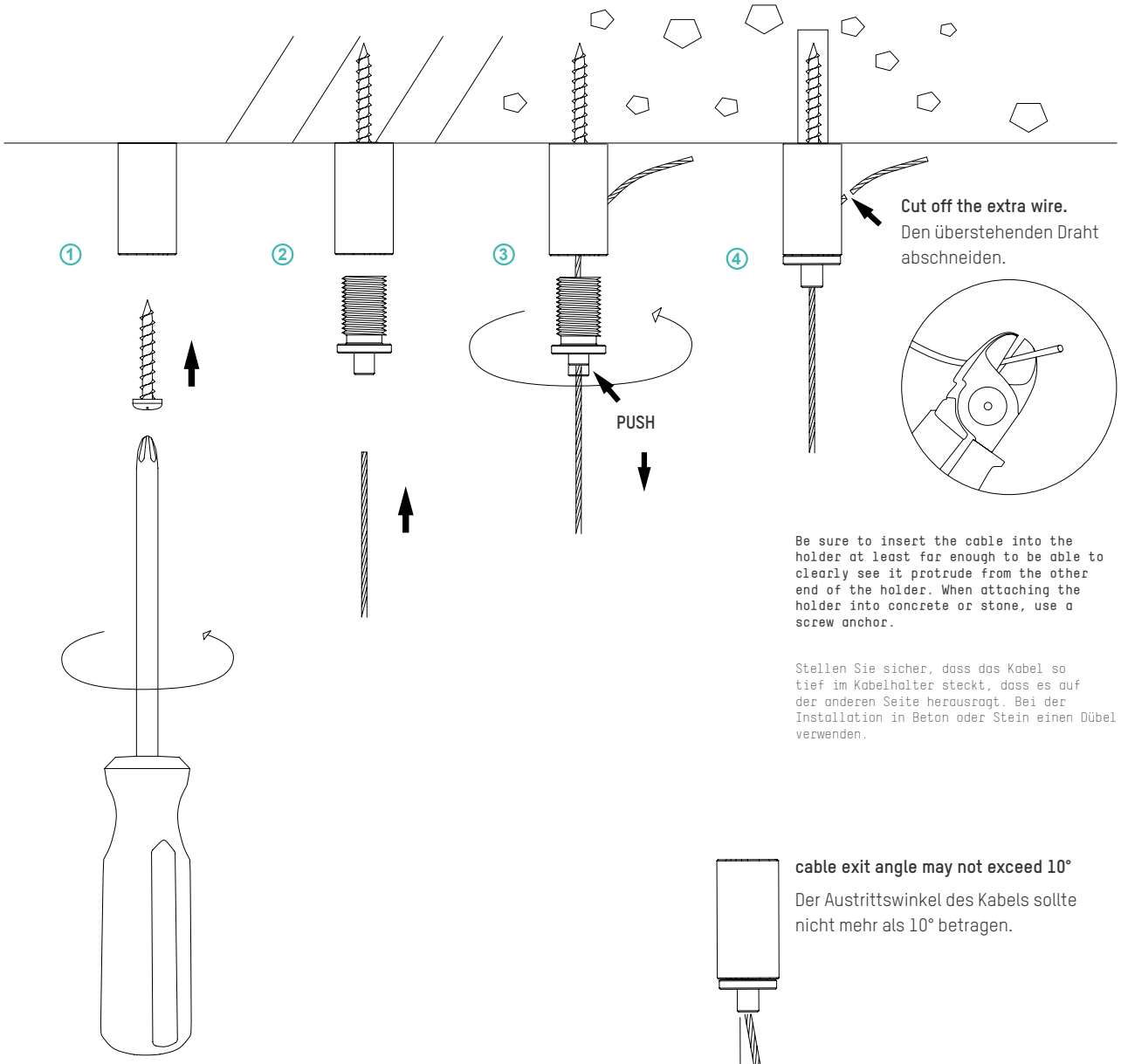

Cut off the extra wire.
Den überstehenden Draht abschneiden.

Be sure to insert the cable into the holder at least far enough to be able to clearly see it protrude from the other end of the holder. When attaching the holder into concrete or stone, use a screw anchor.

Stellen Sie sicher, dass das Kabel so tief im Kabelhalter steckt, dass es auf der anderen Seite herausragt. Bei der Installation in Beton oder Stein einen Dübel verwenden.

cable exit angle may not exceed 10°

Der Austrittswinkel des Kabels sollte nicht mehr als 10° betragen.

FIX

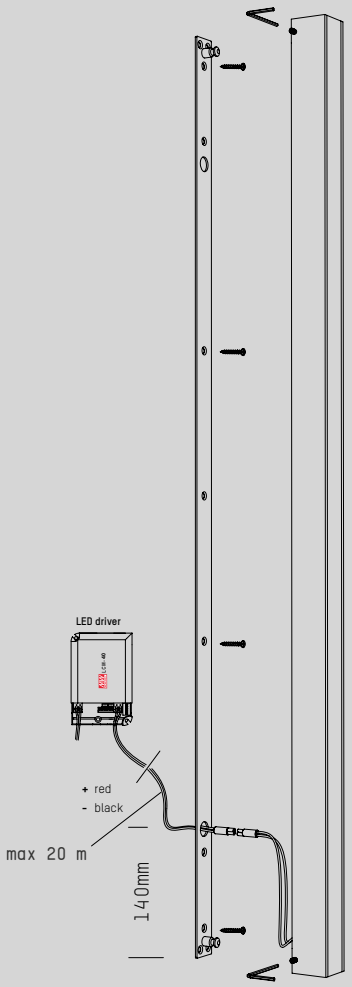

Front model

FIX

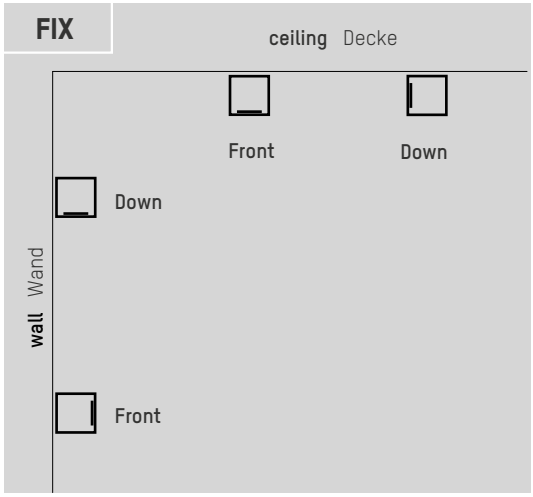

PENDANT

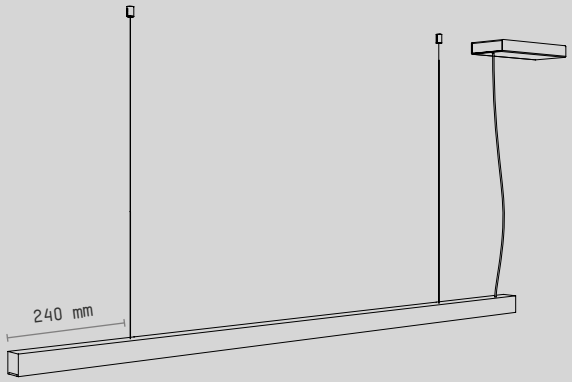

Led40 FIX models assembly

Attach the steel holder to the wall or ceiling. Connect the power source cables to the light's connectors. Place and level the light on the steel holder and tighten screws.

Installation der Led40 FIX

Die Metallschiene an Wand oder Decke anbringen und das Stromkabel mit der Leuchte verbinden. Anschließend die Leuchte mit der Metallschiene verschrauben.

Attention the FIX model installation direction of the wall and ceiling.

Achtung die FIX-Modell Installation Richtung der Wand und Decke.

Install in accordance with national and local electrical codes. All installation works must be performed with specialized personnel.

PENDANT POWER SUPPLY BOX

White ceiling cup RAL 9016 Standard 220 x 100 x 35mm.

PENDANT NETZTEIL

Deckenverkleidung in Weiß (RAL 9016), Standard: 220 x 100 x 35 mm.

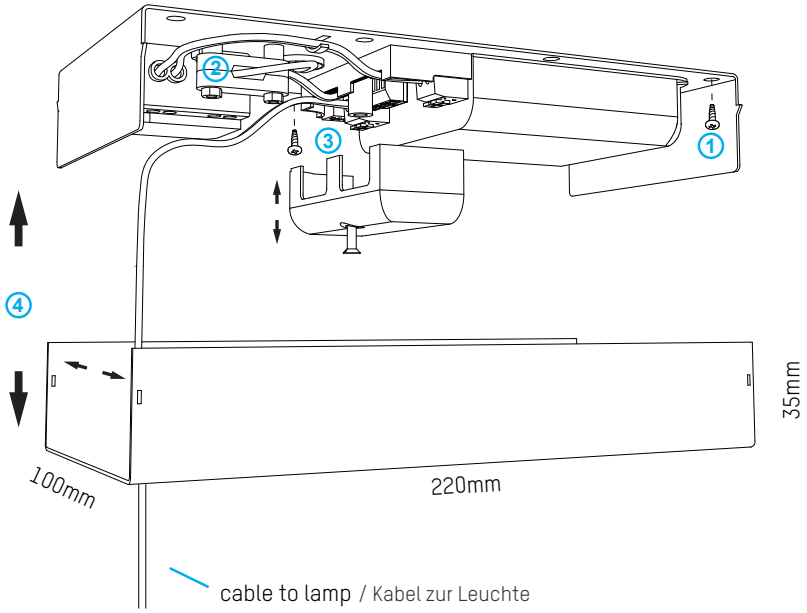

ASSEMBLY

The power supply must be installed at a maximum of 5 m from the lamp into the wall, ceiling or to a specific location.

For more specific instruction see the following driver data sheet.

TOP VIEW

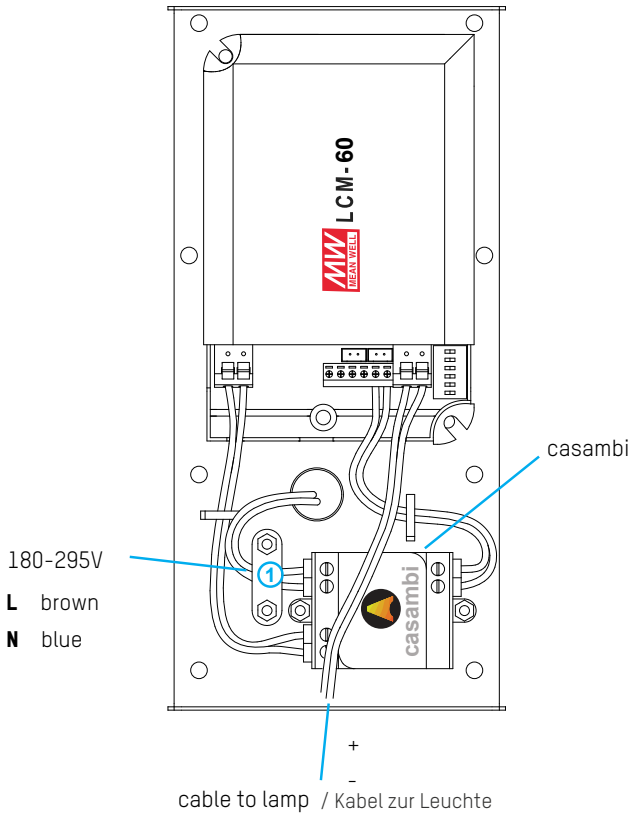

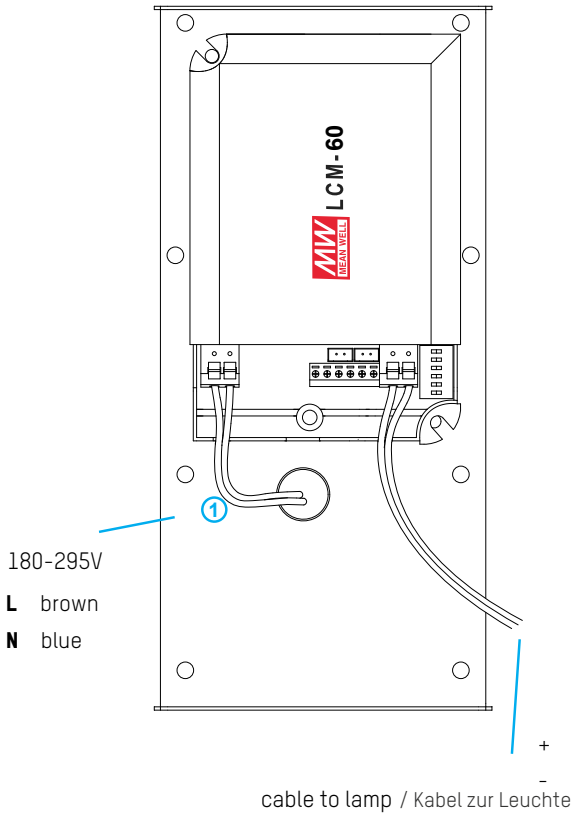

If you cut the lamp cable, the marking for +/- will disappear.
Just try which side works. Choosing a wrong side does not harm the light.

Install in accordance with national and local electrical codes. All installation works must be performed with specialized personnel.

TRIAC

■ AC Dimming Operation

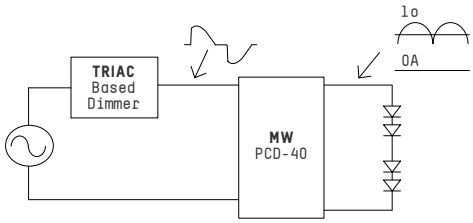

Tested compatible dimmers to PLM-40 Driver / Geprüfte kompatible Dimmer für PLM-40-Schaltnetzteil

Manufacturer	Dimmer Model	
LUTRON	SKYLAR K SF-12P-27 7	(277VAC / 60Hz)
LUTRON	DVF-103P-277	(277VAC / 60Hz)
JUNG	Licht-Management 225 TDE	(230VAC / 50Hz)
JUNG	Licht-Management 225 NV DE	(230VAC / 50Hz)
BERKER	Tronic-Drehdimmer 286710	(230-240VAC / 50Hz)
CLIPSAL	32E450UDM	(220-240VAC / 50Hz)
CLIPSAL	NO 32E450TM	(220-240VAC / 50Hz)
CLIPSAL	NO 32E450LM	(220-240VAC / 50Hz)
CLIPSAL	Cat 400T	(230-240VAC / 50Hz)

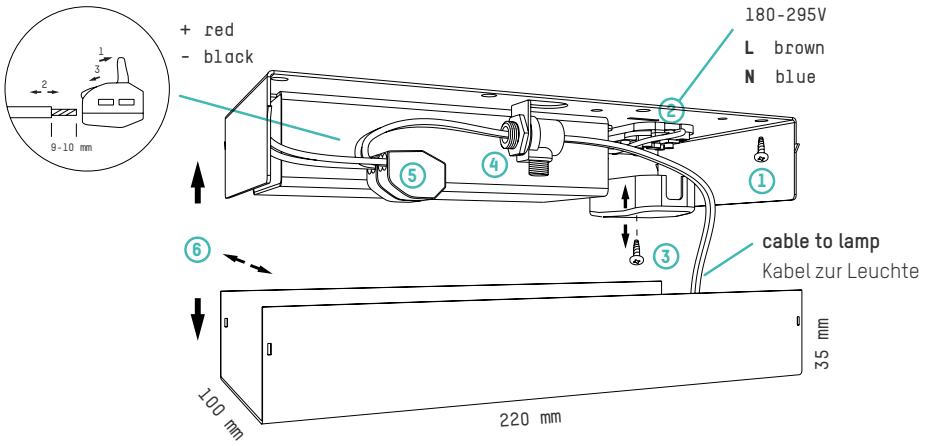

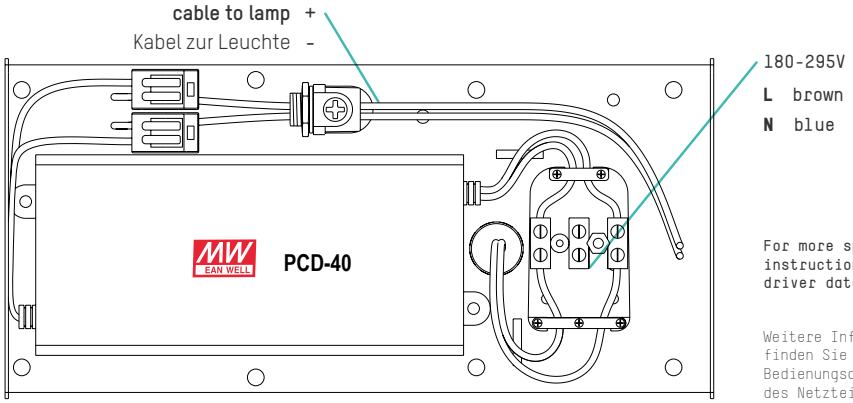

For more specific instruction see the driver data sheet.

Weitere Informationen finden Sie in der Bedienungsanleitung des Netzteils.

Install in accordance with national and local electrical codes. All installation works must be performed with specialized personnel.

ANALOG

An analogue driver with in-built three-step dimming. On/off switch operation.

Analoges Netzteil mit eingebauter, dreistufiger Dimmbarkeit. Bedienung über On/Off-Schalter.

	Step 1	Step 2	Step 3
three-step analog dimming	Switch turn ON	**Switch turn OFF** ↓ Less than 2.5 seconds ↓ **Switch turn ON**	Switch turn OFF ↓ Less than 2.5 seconds ↓ Switch turn ON
percentage of rated current	100 %	40 %	10 %

NOTE: If the OFF time is longer than 2.5 seconds, once switch on again, PLM-40 will provide 100 % of rated output current

Hinweis: Steht das Gerät länger als 2,5 Sekunden auf OFF, werden beim nächsten Einschalten 100% Ausgangsnennstrom ausgegeben.

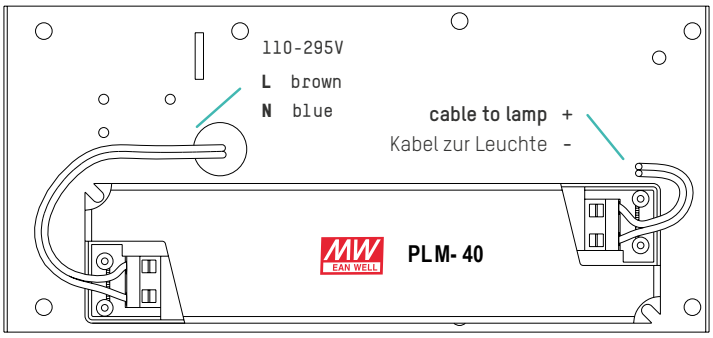

SLIM POWER SUPPLY BOX OPTION / SCHMALES NETZTEIL

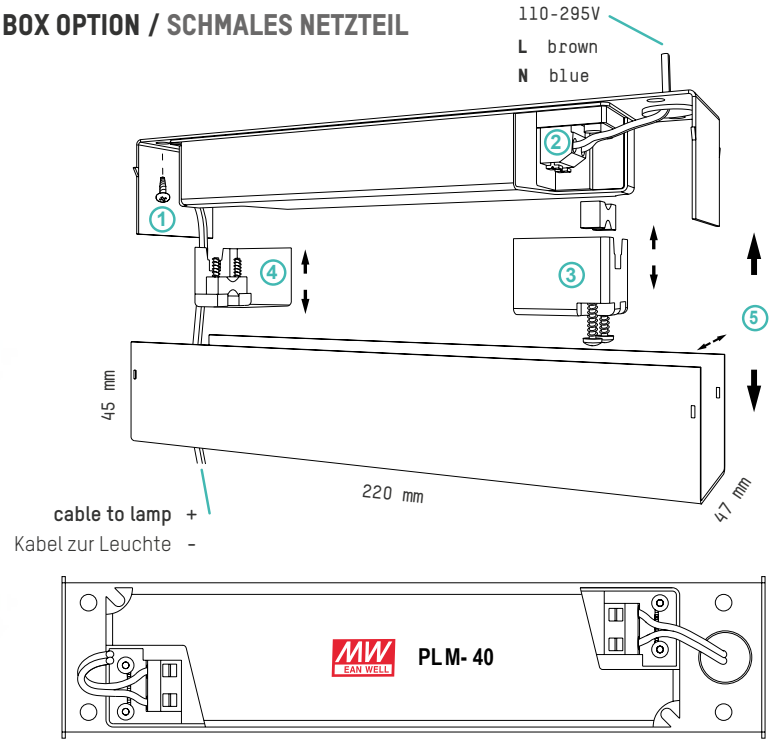

Install in accordance with national and local electrical codes. All installation works must be performed with specialized personnel.

TECHNICAL SPECIFICATIONS / TECHNISCHE DATEN

Available colors and materials

Oak	Ash	Walnut	Black stained Oak	White stained Oak

Surface Finish Ash: White Oil wax / Oak, Walnut: Oil wax

Led$_{40}$ 1600 mm pendant lx

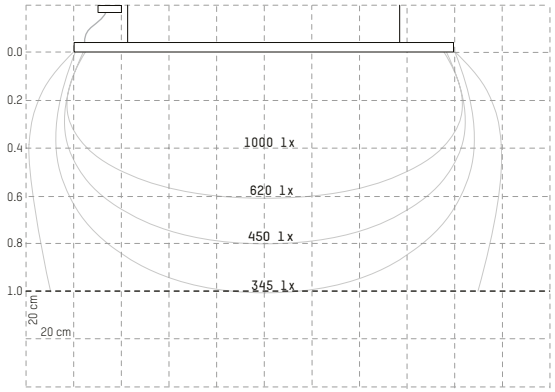

Led$_{40}$ 1600 mm pendant lx / measured 1.0 m on the table

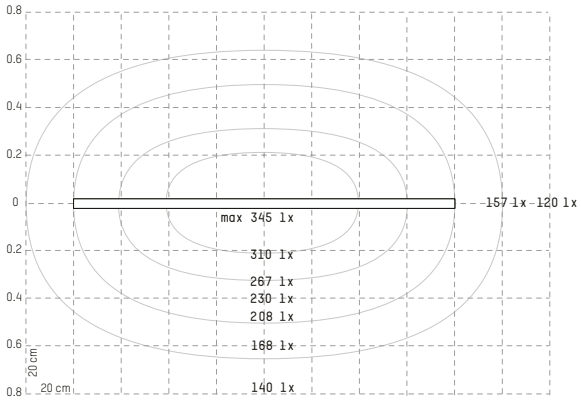

Drivers / Power Box

700 mA	0-10V / PWM (standard)	LCM40
	DALI, PUSH DIM	LCM40DA
	CASAMBI DIM	LCM40CAS

Other Drivers *

700 mA	TRIAC	PCD40
	ANALOG DIM (UL model)	PLM40

Rated Power	9-36W
Voltage	220-240V 50/60 Hz, UL model 110-295V
Output	10-52V 700 mA
Cord Length	Pendant, standard 2 m, transparent. Max 20 m.
Power Box	White ceiling cup 220 x 100 x 35 mm RAL 9016 fine efekt

Kelvin	2800 K
Lumen	700 mm / 800 lm, 1000 mm / 1100 lm 1300 mm / 1650 lm, 1600 mm / 1800 lm
CRI	85 Typ
Package Size	100 x 115 x 1020-1640 mm
Package Weight	1,3-2 kg

INDOOR USE ONLY NON-USER REPLACEABLE LIGHT SOURCE IP20 CE